

The Hong Kong University of Science and Technology
Student Information System
Reference Materials

**Introduction to What-if Functions
(4-Year UG Programs)**

Version: 1.01

Created in May 2013

Maintained by: SIS Helpdesk, ARRO

File: SIS website (<http://arr.ust.hk/sis/glossary/>)

Abstract

The What-If Report is a tool that can be used by 4Y undergraduate students to determine how changes to their major or minor programs would affect their course of study. For students who are not familiar with the Academic Advisement Report, please firstly refer to the information in [“Introduction to Advisement Report”](#).

Similar as advisement requirement in Student Center, the online what-if report provides simulated information on student’s study progress based on the courses taken; it also simulates scenarios with courses students planned to take, or new major or minor programs planned to add or change to.

Contents

Where to access What-if Report.....	3
Create What-if Scenarios	4
Interpretation of What-if Report	8
Important Information on the What-if Report	9
Valid Program Scenarios (Combination of UG Program / Plan).....	10

Change Log

Date	Version	Author	Changes
3 rd July 2013	1.00	Irene Wong	<ul style="list-style-type: none"> The document was initially launched
13 rd Feb 2014	1.01	Irene Wong	<ul style="list-style-type: none"> Update Career Scenario Update Valid Program Scenarios (Combination of UG Program / Plan)

Where to access What-if Report

1. Students may login to **Student Center** via the SIS website (<http://arr.ust.hk/sis/student>) or HKUST Portal (<http://my.ust.hk>). The What-If Report is a tool that can be used by 4Y undergraduate students to determine how changes to their major or minor programs would affect their course of study
2. In Student Center, there are 2 methods to access what-if Report,

Method 1:

In Academics section, select the item “**What-if Report**” from the pull-down menu and click the “>>” button to access What-if Report Selection.

Method 2:

In the same section, click “My Academics” item (Figure 1) and select the item “**Create a What-if scenario**” on the right-handed menu (Figure 2).

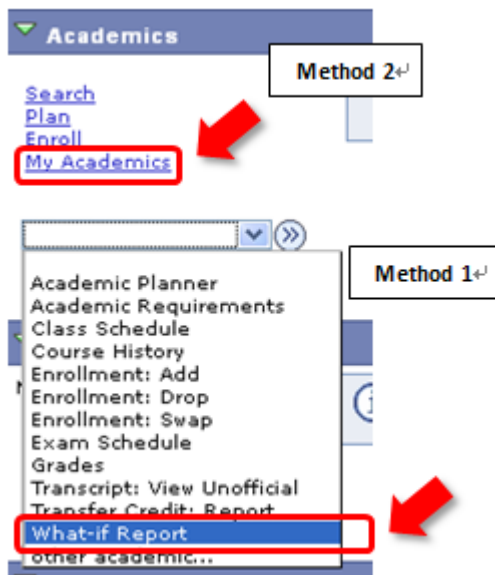


Figure 1 – Access the Report from “Academics” section



Figure 2 – Access the Report from “My Academics”

3. In What-if Report Selection, students can either create a new what-if report by selecting the green button “**Create new Report**” or clicking the hyperlink to browse the last report created (Figure 3).

What-if Report Selection

You may be thinking of changing your program of study and wonder how that change would affect your progress. You can use this component to set up and request a simulated or “what-if” advisement report based on alternate programs of study. Click the Create New Report button to set up your what-if scenario.



Figure 3 – Create a new what-if report; vs. Browse the last what-if report created

Create What-if Scenarios

- There are 3 sections in what-if scenarios: Career Scenario, Program Scenario and Course Scenarios.

The current Career, Academic Program, Plan (Area of Study) of the student are firstly displayed as default values (Figure 4).

In order to generate a meaningful what-if report, a valid combination of Program, Area of Study and Concentration must be selected in a logical way (please refer to [Program Scenario](#) section below for details).

Create What-if Scenario

You may be thinking of changing your program of study or taking certain courses. Using this page, you can set up a what-if scenario based on different academic programs or courses. Click the Submit button to request a degree progress report based on your what-if information.

[load latest scenario](#)
[RETURN TO REPORT SELECTION](#)

Career Scenario

Select a career and then select the term for which you want the change to take place.

Institution	Career	Catalog Year
HKUST	Undergraduate <input type="button" value="v"/>	2012-13 Fall

Program Scenario

The information that appears on the page by default is your current academic information. You can use the fields below to set up a what-if scenario based on one or more programs of study. You can define up to three scenarios.

Academic Program	Area of Study	Concentration
Bachelor of Engineering: 4Y <input type="button" value="v"/>	SENG Undeclared Plan: 4Y <input type="button" value="v"/>	n/a <input type="button" value="v"/>
None <input type="button" value="v"/>	None <input type="button" value="v"/>	None <input type="button" value="v"/>
None <input type="button" value="v"/>	None <input type="button" value="v"/>	None <input type="button" value="v"/>

Course Scenario

Click the "browse course catalog" button and then select courses for inclusion in your course what-if scenario.

[browse course catalog](#)

What-If Course List	View All	First <input type="button" value="◀"/>	1 of 1	<input type="button" value="▶"/> Last
Course				

Figure 4 – 3 Sections in What-if Scenario: Career Scenario, Program Scenario and Course Scenario

5. Career Scenario

- a. Only Career Scenario = Undergraduate can be selected.

Career Scenario

Select a career and then select the term for which you want the change to take place.

Institution	Career	Catalog Year
HKUST	Undergraduate	2012-13 Fall

Figure 5 – Create Career Scenario

6. Program Scenario

- a. **Academic Programs** is a combination of Degree and School. As all 3Y and 4Y UG academic programs will be displayed; and 4Y programs can be differentiated by the suffix “4Y” (Figure 6a). Student should only choose one of the following Academic Programs:

- o Bachelor of Business Admin: 4Y
- o Bachelor of Engineering: 4Y
- o Bachelor of Science (IPO): 4Y
- o Bachelor of Science (SBM): 4Y
- o Bachelor of Science (SENG): 4Y
- o Bachelor of Science (SSCI): 4Y
- o Bachelor of Science (SHSS): 4Y
- o Dual Degree: 4Y

Program Scenario

The information that appears on the page by default is your current academic information. You can use the fields below to set up a what-if scenario based on one or more programs of study. You can define up to three scenarios.

Academic Program	Area of Study	Concentration
Bachelor of Science (SHSS): 4Y	SHSS Undeclared Plan: 4Y	n/a
BBA/BSc	None	None
Bachelor of Business Admin	None	None
Bachelor of Business Admin: 4Y	None	None
Bachelor of Engineering		
Bachelor of Engineering: 4Y		
Bachelor of Science (IPO)		
Bachelor of Science (IPO): 4Y		
Bachelor of Science (SBM)		
Bachelor of Science (SBM): 4Y		
Bachelor of Science (SENG)		
Bachelor of Science (SENG): 4Y		
Bachelor of Science (SHSS)		
Bachelor of Science (SHSS): 4Y		
Bachelor of Science (SSCI)		
Bachelor of Science (SSCI): 4Y		
Dual Degree Tech & Mgmt		
Dual Degree: 4Y		

Figure 6a – 4Y Programs will be displayed with suffix 4 in their description

- b. **Area of Study** (also known as **Academic Plan**): It refers to major, major with track and minor in 4Y UG curriculum. Students should put the primary major on the first line, followed by other major and then minors; and only the additional major(s) and minor(s) eligible for the corresponding Academic Program shall be selected.

Students should only choose Area of Study with suffix “4Y” corresponding to the Academic Program selected. For details please refer to [Valid Program Scenarios \(Combination of UG Program / Plan\)](#) section below.

Program Scenario

The information that appears on the page by default is your current academic information. You can use the fields below to set up a what-if scenario based on one or more programs of study. You can define up to three scenarios.

Academic Program	Area of Study	Concentration
Bachelor of Science (SHSS):	SHSS Undeclared Plan: 4Y	n/a
None	M(HUMA)-CS	None
None	M(HUMA)-HA	None
	M(HUMA)-LT	None
	M(HUMA)-PR	
	M(IT)	
	M(LIBS)	
	M(MATH)	
	M(PHYS)	
	M(SOSC)	
	M(SOSC)-CS	
	M(SOSC)-EP	
	M(SOSC)-SR	
	M(SOSC)-TS	
	M(TECM)	
	PREP-BM	
	PREP-EG	
	SBM Undeclared Plan: 4Y	
	SENG Undeclared Plan: 4Y	
	SHSS Undeclared Plan: 4Y	
	SSCI Undeclared Plan: 4Y	

Course Scenario
Click the "browse course catalog" button to browse the course catalog for your what-if scenario.

[browse course catalog](#)

What-If Course List

Course

Figure 6b – In this example, 4Y Academic Programs and Plans are selected

- c. **Concentration** (also known as **Academic Sub-Plan**): It refers to the Options within a particular major; only the relevant Options will be displayed after the respective major is selected in Area of Study (Figure 6c).

Program Scenario

The information that appears on the page by default is your current academic information. You can use the fields below to set up a what-if scenario based on one or more programs of study. You can define up to three scenarios.

Academic Program	Area of Study	Concentration
Bachelor of Science (IPO)	BSc(RMBI)	None
None	None	BSC RMBI-Business Intelligence
None	None	BSC RMBI-Risk Management
		None

Figure 6c – 2 Concentration (Options) will be displayed when BSc (RMBI) is selected

7. Course Scenario

- a. Additional courses intended to take can be added here, and they will be included in the what-if report. Students are advised to read the course details before adding into the simulation (Figure 7a).

What-If Report

Select Course for What-if Scenario

*Term

A B C D E F G H I J K L M N O P Q R S T U V W X Y Z

0 1 2 3 4 5 6 7 8 9

Select subject code to display or hide course information.

▼ ACCT - ACCT-Accounting

Course Nbr	Course Title	Select
2010	Principles of Accounting I	<input type="button" value="select"/>
2020	Introduction to Accounting for Non-Business Majors	<input type="button" value="select"/>
2200	Principles of Accounting II	<input type="button" value="select"/>
3010	Financial Accounting I	<input type="button" value="select"/>

Figure 7a – Selecting courses for what-if report

- b. Students may specify the term (enrollment term) after selecting the course (Figure 7b).

What-If Course List				View All	First	1 of 1	Last
Course	Description	Units	*Term	Delete			
ACCT 2010	Principles of Accounting I	3.00	2012-13 Winter	<input type="button" value="delete"/>			

Figure 7b – Specify the planned term of study when selecting what-if courses

- 8. Finally, students shall submit the request to generate a What-if Report by clicking the green button “**SUBMIT REQUEST**”.

Interpretation of What-if Report

9. The What-if Report looks like an Advisement Report, all What-If Courses will be marked with “?” to differentiate from Taken or In progress Courses. In this report, students can find the curriculum requirements and check whether what-if courses have been used to fulfill the requirements (Figure 8).

Program Specific Requirements - Required Courses

Not Satisfied:

✓ **Required Courses I**

Not Satisfied:

- Courses: 15 required, 4 taken, 11 needed

The following courses may be used to satisfy this requirement:

Course	Description	Units	When	Grade	Status
ACCT2010	Principles of Accounting I	3.00	2012-13 Winter		?
COMP 104	Prog Fundamentals & Meth	4.00	2010-11 Fall	A-	✓
ECON2123	Macroeconomics	3.00			
FINA2203	Business Finance	3.00			
FINA3104	Investmt Analy & Portf Mg	4.00			
ISOM2700	Operations Management	3.00			
ISOM3540	Probability Models	3.00			
MATH 100	Intro to Multivar Calculu	2.00	2010-11 Spring	C-	✓
MATH2111	Intro to Linear Algebra	2.00	2011-12 Spring		◇
MATH2411	Applied Statistics	4.00			

View All First ◀ 1-10 of 15 ▶ Last

**What-if Course:
ACCT2010**




Figure 8 – In this example, ACCT 2010 is a What-if Course and marked with “?” in the Status column

Important Information on the What-if Report

- The what-if report is only a report provides simulated information on student’s study progress based on courses that they have taken and planned to take, and major or minor programs planned to add or change. Same as advisement report, there may be certain requirements which cannot be set up by system logics and some technical constraints which may affect the accuracy of the report. As such, students should NOT solely rely on the what-if report for enrolment or program requirement fulfilling purposes and are strongly advised to consult the academic advisors regularly for academic advice. Students should also refer to the [Program Catalog for 4-Year UG](#) regularly for the latest updates.
- Students must select valid combinations of Academic Programs and Plans (Area of Study). Handicapped what-if reports may be shown if invalid academic program/plan combinations are selected (e.g. in a mixture of 3Y and 4Y program / plans in Figure 9).

Program Scenario

The information that appears on the page by default is your current academic information. You can use the fields below to set up a what-if scenario based on one or more programs of study. You can define up to three scenarios.

Academic Program	Area of Study	Concentration
Bachelor of Engineering: 4Y	BEng(CEEV)	n/a
None	None	None
None	None	None

Figure 9 – Invalid report consist of 4Y Engineering program and 3Y CEEV major plan

- 3Y and 4Y programs / plans in Program Scenario can be distinguished by the suffix; as all 4Y Academic Program and Plans can be differentiated by the suffix “4Y” (Figure 10).

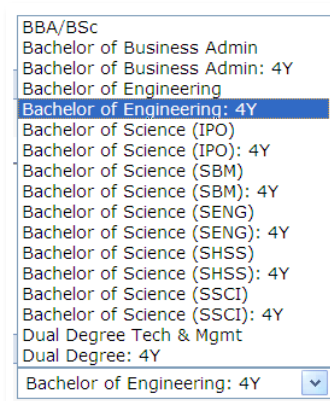


Figure 10 – Suffix “4Y” will be attached in 4Y Programs and Plans

- Maximum of 3 rows in program scenarios could be included and simulated in What-if Report. If multiple rows are used, the same Academic Program must be selected in each row.
- There is no limitation on number of courses to be included in courses scenario; students should note that duplicated courses included in what-if scenarios may produce handicap what-if report and affect the accuracy of the simulation results.

Valid Program Scenarios (Combination of UG Program / Plan)

The following table illustrates the valid combinations of all 4Y UG programs and plans as of September 2013.

School / Office	4Y UG Degree (Academic Program)	Corresponding Eligible Plans (Area of Study)
School of Science (SSCI)	Bachelor of Science (SSCI): 4Y	SSCI Undeclared Plan: 4Y SSCI (IRE) Undeclared Plan: 4Y BSc(BCB): 4Y BSc(BCB-IRE): 4Y BSc(BIOT): 4Y BSc(BIOT-IRE): 4Y BSc(BISC): 4Y BSc(ENVS): 4Y BSc(ENVS-IRE): 4Y BSc(CHEM): 4Y BSc(CHEM-IRE): 4Y BSc(MATH-AM): 4Y BSc(MATH-CS): 4Y BSc(MATH-MP): 4Y BSc(MATH-PM): 4Y BSc(MATH-PMA): 4Y BSc(MATH-SF): 4Y BSc(MATH-IRE): 4Y BSc(MAEC) 4Y BSc(PHYS): 4Y BSc(PHYS-IRE): 4Y
School of Engineering (SENG)	Bachelor of Engineering: 4Y	SENG Undeclared Plan: 4Y BEng (CENG/ CBME/ CEEV): 4Y BEng(CBME): 4Y BEng(CEEV): 4Y BEng(CENG): 4Y BEng (CIVL/ CIEV): 4Y BEng(CIEV): 4Y BEng(CIVL): 4Y BEng(COMP): 4Y BEng(CPEG): 4Y BEng(ELEC): 4Y BEng (IEEM/ IELM): 4Y BEng(IEEM): 4Y BEng(IELM): 4Y BEng(MECH): 4Y

School / Office	4Y UG Degree (Academic Program)	Corresponding Eligible Plans (Area of Study)
	Bachelor of Science (SENG): 4Y	BSc(COSC): 4Y
School of Business and Management (SBM)	Bachelor of Business Admin: 4Y	SBM Undeclared Plan: 4Y SBM (GBUS) Undeclared Plan: 4Y BBA(ACCT): 4Y BBA(ECON): 4Y BBA(FINA): 4Y BBA(GBM): 4Y BBA(GBUS): 4Y BBA(IS): 4Y BBA(OM): 4Y BBA(MARK): 4Y BBA(MGTO): 4Y
	Bachelor of Science (SBM): 4Y	BSc(ECOF): 4Y BSc(QFIN): 4Y
School of Humanities and Social Science (SHSS)	Bachelor of Science (SHSS): 4Y	BSc(GCS): 4Y
Interdisciplinary Programs Office (IPO)	Bachelor of Science (IPO): 4Y	BSc(RMBI): 4Y BSc(EVMT): 4Y
	Dual Degree: 4Y	BEng&BBA Undeclared: 4Y BEng&BBA(CEGBM): 4Y BEng&BBA(CBGBM): 4Y BEng&BBA(CIGBM): 4Y BEng&BBA(COGBM): 4Y BEng&BBA(CPGBM): 4Y BEng&BBA(EEGBM): 4Y BEng&BBA(IEGBM): 4Y BEng&BBA(LMGBM): 4Y BEng&BBA(MEGBM): 4Y BEng&BBA(CEGBM/ CBGBM): 4Y BEng&BBA(IEGBM/ LMGBM): 4Y BEng&BBA(BTGBM): 4Y GBM for Dual Degree Pgm: 4Y *

Remarks:

*Only valid as additional major / degree programs in the respective Academic Programs.